



INSTRUCTIONS FOR SOPHOMORE COURSE SELECTION


Remember...

- Choosing classes on the first day (**May 3rd at 5pm**) does not provide an advantage.
- However, course selections must be completed by **May 13th**.
- Take time to read the course catalog located on aae.lcer.org/counseling/catalogs.
- Check for pre-requisites and course requirements.
- Choose carefully and wisely!
- The next opportunity for changes will be in July when opportunities will be limited.



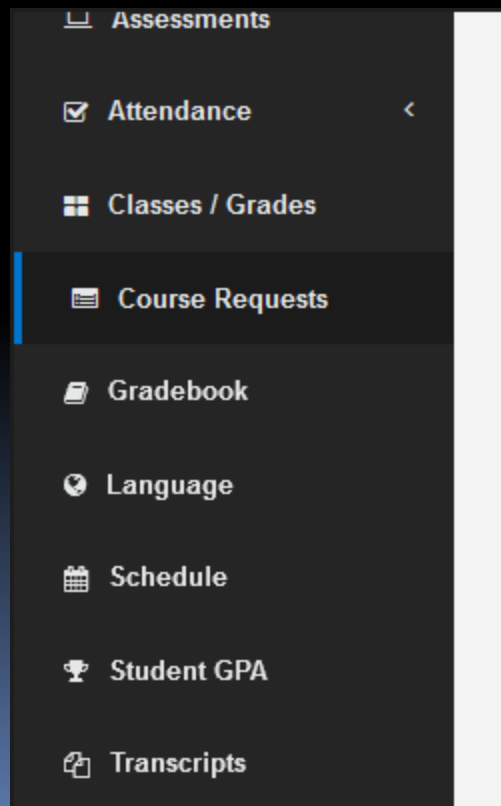
Access Illuminate

- Window is available May 3rd – May 13th.
 - Go to lcer.org
 - Click on AAE
 - Click on **Illuminate circle**

 - Contact AAE I.T.
 - Extension 435
 - help@lcer.org
- 

Log into the program

- Click on course requests (under classes/grades)
- You should now see your Course Request form



Choosing your English class

World Literature 19-20

● Course Requests Open

Course Requests Must be Submitted by: 04/24/2019
For School Year: 2019-2020
Attending School: Academy for Academic Excellence

Instructions:

World Literature 19-20

+ Select World Literature 19-20

The screenshot shows a sidebar menu on the left with options: Attendance, Classes / Grades, Course Requests, Gradebook, Language, Schedule, Student GPA, and Transcripts. The main content area displays the course title, a status indicator, submission instructions, and a highlighted button to select the course.

Attendance
Classes / Grades
Course Requests
Gradebook
Language
Schedule

Choose Course For World Literature 19-20

Choice 1

World Lit (71250)

Clear All Choices

Close Save changes

The modal dialog is titled 'Choose Course For World Literature 19-20'. It contains a section for 'Choice 1' with a radio button selected next to 'World Lit (71250)'. Below the choice list is a 'Clear All Choices' link. At the bottom right are 'Close' and 'Save changes' buttons.

World Literature 19-20

World Lit 2nd Choice: None

Submit Course Requests

The final screen shows the course 'World Literature 19-20' with a green bar containing a pencil icon, the text 'World Lit', and '2nd Choice: None'. A blue 'Submit Course Requests' button is located at the bottom right.

Choosing your Math class

Integ Math 2 19-20

● Course Requests Open

Course Requests Must be Submitted by: 04/24/2019
For School Year: 2019-2020
Attending School: Academy for Academic Excellence

Instructions:

Integ Math 2 19-20

+ Select Integ Math 2 19-20

[Submit Course Requests](#)

Choose Course For Integ Math 2 19-20 ✕

Choice 1

Integ Math 2 (72120)

[Clear All Choices](#) [Close](#) [Save changes](#)

Choosing your Science class

The image shows a user interface for selecting a science course. It features a main window with a sidebar on the left and a modal dialog box in the center. The modal dialog is titled "Choose Course For Integ Science 2 or Integ Science 2 Honors 19-20" and contains a section for "Choice 1" with two radio button options: "Integ Sci 2 (73120)" and "Integ Sci 2 H (73122)". The "Integ Sci 2 H" option is selected. Below the modal, the main window shows a green box with a pencil icon and the text "Integ Sci 2 H 2nd Choice: None". At the bottom of the main window is a blue button labeled "Submit Course Requests". To the right of the modal dialog are buttons for "Close" and "Save changes".

Integ Science 2 or Integ Science 2 Honors 19-20

+ Select Integ Science 2 or Integ Science 2 Honors 19-20

Choose Course For Integ Science 2 or Integ Science 2 Honors 19-20

Choice 1

- Integ Sci 2 (73120)
- Integ Sci 2 H (73122)

Close Save changes

Instructions:

Integ Science 2 or Integ Science 2 Honors 19-20

Integ Sci 2 H 2nd Choice: None

Submit Course Requests

Choosing your History class

World History or AP World History 19-20

● Course Requests Open

Course Requests Must be Submitted by: 04/24/2019
For School Year: 2019-2020
Attending School: Academy for Academic Excellence

Instructions:

World History or AP World History 19-20

+ Select World History or AP World History 19-20

Choose Course For World History or AP World History 19-20

Choice 1

- AP World Hist (74265)
- World History (74250)

Clear All Choices

Close

Save changes

Spanish II

Spanish 2 19-20

● Course Requests Open

Course Requests Must be Submitted by: 04/24/2019
For School Year: 2019-2020
Attending School: Academy for Academic Excellence

Instructions:

Spanish 2 19-20

+ Select Spanish 2 19-20

Choose Course For Spanish 2 19-20

Choice 1

Spanish II (75120)

Spanish 2 19-20

 Spanish II 2nd Choice: None

Close

Save changes

Submit Course Requests

Physical Education

10th Physical Education 19-20

● Course Requests Open

Course Requests Must be Submitted by: 04/24/2019
For School Year: 2019-2020
Attending School: Academy for Academic Excellence

Instructions:

10th Physical Education 19-20

+ Select 10th Physical Education 19-20

Choose Course For 10th Physical Education 19-20

Choice 1

- Aerospace Sci 200 H (77322)
- AFJROTC 2 (77321)
- General PE (77120)
- Jazz Dance II (76520)

Clear All Choices

Close

Save changes

Friday Clubs

- Choose a first and second choice
 - Club catalog is available at:
lcer.org/counseling/catalogs

The screenshot shows a web application interface with a dark sidebar on the left containing navigation items: Assessments, Attendance, Classes / Grade, Course Reque, Gradebook, Language, Schedule, Student GPA, and Transcripts. A white dialog box titled "Choose Course For Club" is centered on the screen. It contains two columns of radio button options:

Choice 1	Choice 2
<input type="radio"/> Art Club (79835-1)	<input type="radio"/> Art Club (79835-1)
<input type="radio"/> Astronomy Club (79835-29)	<input type="radio"/> Astronomy Club (79835-29)
<input type="radio"/> Beauty of Math Club (79835-10)	<input type="radio"/> Beauty of Math Club (79835-10)
<input type="radio"/> Chess Club (79835-16)	<input type="radio"/> Chess Club (79835-16)
<input type="radio"/> Christian Club (79835-11)	<input type="radio"/> Christian Club (79835-11)
<input type="radio"/> Comic Book Graphic Novel Club (79835-12)	<input type="radio"/> Comic Book Graphic Novel Club (79835-12)
<input type="radio"/> Cook Like a Chef Club (79835-18)	<input type="radio"/> Cook Like a Chef Club (79835-18)
<input type="radio"/> Fashion Club (79835-25)	<input type="radio"/> Fashion Club (79835-25)
<input type="radio"/> Geography Explorers Club (79835-19)	<input type="radio"/> Geography Explorers Club (79835-19)

Submit Course Request each time you are prompted to do so

The screenshot shows a web application interface with a dark sidebar on the left and a main content area on the right. The sidebar contains the following menu items: Assessments, Attendance, Classes / Grades, Course Requests (highlighted with a blue bar), Gradebook, Language, Schedule, Student GPA, and Transcripts. The main content area is titled 'Club' and features a large yellow button with a plus sign and the text '+ Select Club'. Below this button is a blue button labeled 'Submit Course Requests'. Underneath the submit button is a section titled 'Submitted Course Requests' which currently displays the word 'None'. A 'Privacy Policy' link is located in the bottom right corner of the main content area.

Assessments

Attendance

Classes / Grades

Course Requests

Gradebook

Language

Schedule

Student GPA

Transcripts

Club

+ Select Club

Submit Course Requests



Submitted Course Requests


None

Privacy Policy

Incorrect Courses Listed

- If a pre-selected course appears to be incorrect, first talk to your current teacher in that subject.
 - If your teacher agrees the placement is incorrect –
 - Complete a blue course change request form
 - Forms are available in “N” building office.
 - Return completed forms to “N” building office.
 - Deadline to submit form is May 31st.

- 
- When selections are complete, CLICK SUBMIT and exit program
 - If you do not CLICK SUBMIT, your selection will not be saved or submitted.
- 



Congratulations!
You have completed your
course selections for
2019-2020!